

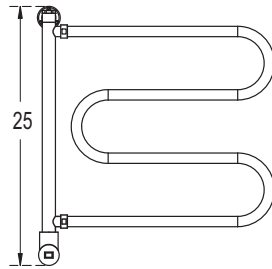
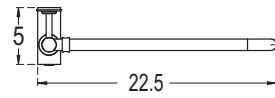
Fifth Avenue Collection™ Electric Towel Warmers

Design Features:

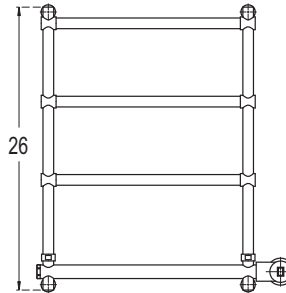
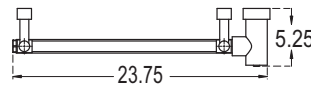
- Highest quality 100% brass construction for efficient and superior heating
- Stainless steel heater for controlled, quiet operation
- Durable designer finishes
- cULus Listed

Accessories Available:

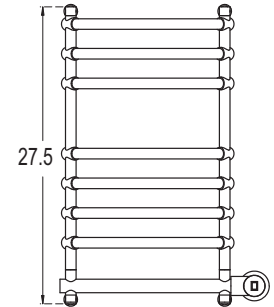
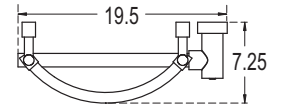
- Digital Timer & Designer Finish Cover Plate: In wall, 24-hour electronic timer for pre-start and automatic shut-off of the towel warmer at programmed times. White cover plate standard, designer finishes available.



W500



W542

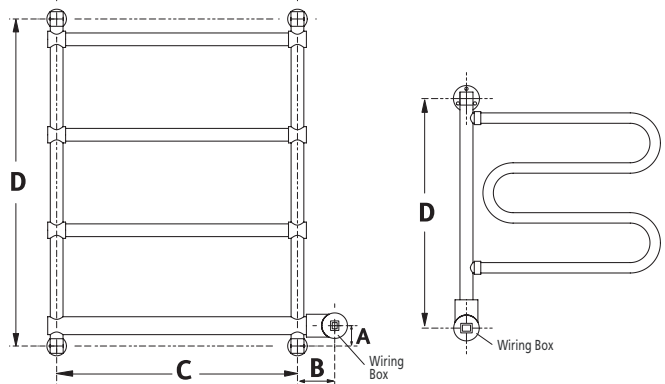


W634

MOUNTING DIMENSIONS (inches)

MODEL	A	B	C	D	Weight (lbs)	Watts
W500	~	~	~	22 ⁵ / ₈	15	100
W542	1 ¹ / ₈	2 ³ / ₄	18 ¹ / ₂	24 ³ / ₄	17	150
W634	1 ¹ / ₈	2 ³ / ₄	14 ³ / ₁₆	26 ¹¹ / ₁₆	20	200

NOTE: Towel warmers have slight dimensional variations and must be measured prior to installation.



FOR ILLUSTRATIVE PURPOSES ONLY. IMPORTANT NOTE: FOR SAFE AND TROUBLE FREE INSTALLATION visit mrsteam.com or scan the QR code before installation to download the Installation, Operation and Maintenance Manual or refer to the manual provided with the unit.



MODEL	FINISH	PROJECT INFORMATION	
<input type="checkbox"/> W540	<input type="checkbox"/> Polished Chrome	Location:	Contractor:
<input type="checkbox"/> W542	<input type="checkbox"/> Polished Nickel	Architect:	Submitted By:
<input type="checkbox"/> W634	<input type="checkbox"/> Brushed Nickel	Engineer:	Date:
Notes:			